


EViews Overview

A combination of power and ease-of-use make EViews the ideal package for anyone working with time series, cross-section, or longitudinal data. With EViews, you can quickly and efficiently manage your data, perform econometric and statistical analysis, generate forecasts or model simulations, and produce high quality graphs and tables for publication or inclusion in other applications.

Featuring an innovative graphical object-oriented user-interface and a sophisticated analysis engine, EViews blends the best of modern software technology with the features you've always wanted. The result is a state-of-the art program that offers unprecedented power within a flexible, easy-to-use interface.



Find out for yourself why EViews is the worldwide leader in Windows-based econometric software and the choice of those who demand the very best.

- [An Intuitive, Easy-to-Use Interface](#)
- [Powerful Analytic Tools](#)
- [Sophisticated Data Management](#)
- [Presentation Quality Output](#)
- [Traditional Command Line and Programming Interface](#)

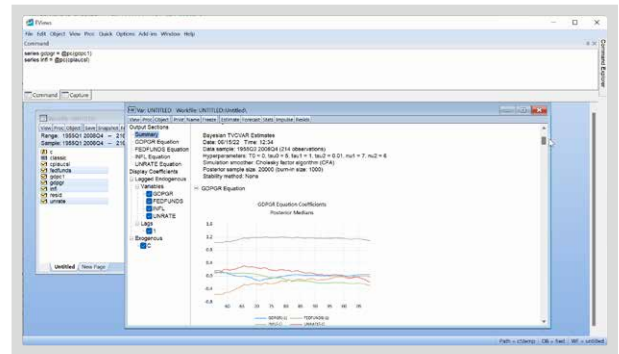
New with EViews 13

Econometrics and Statistics

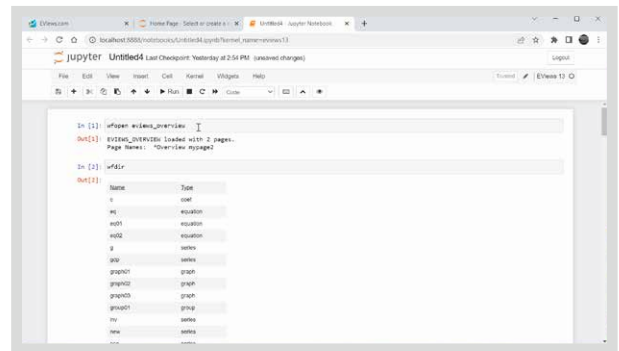
- Non-linear ARDL estimation
- Improved PMG estimation
- Difference-in-difference estimation
- Improved VEC estimation
- Bayesian time-varying coefficient vector autoregression
- Cointegration testing enhancements
- ARDL diagnostics
- Pool mean group / Panel ARDL diagnostics
- Enhanced impulse response display

Non-Econometric

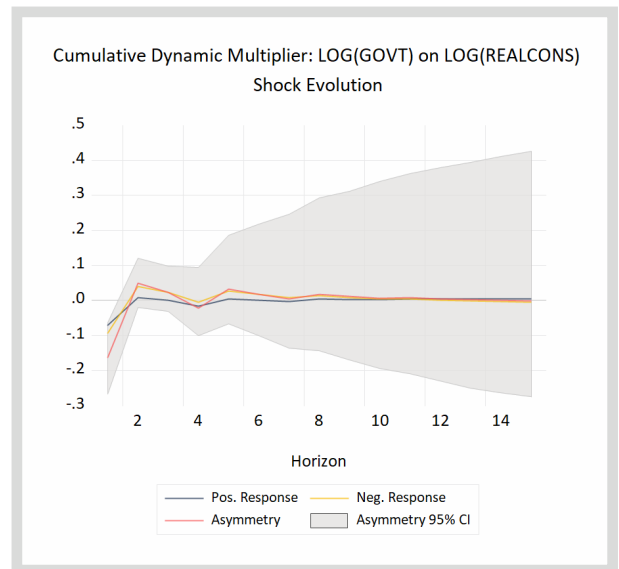
- Program language debugging
- Program dependency tracking
- Jupyter notebook support
- Pane and Tab alternative user interface
- Daily seasonal adjustment
- Improved Excel writing engine
- World Health Organization connectivity
- Trading economics connectivity
- National statistical bureaus connectivity
- Holiday function improvements
- Graph and table improvements



Bayesian time-varying coefficient vector autoregression



Jupyter notebook support



Graph and table improvements

CONTACT US

sales@eviews.com

949-856-3368

Copyright © 2022 by S&P Global Market Intelligence, a division of S&P Global Inc. All rights reserved. No content, including by framing or similar means, may be reproduced or distributed without the prior written permission of S&P Global Market Intelligence or its affiliates. The content is provided on an "as is" basis.

spglobal.com/marketintelligence

ADALTA
RIVENDITORE UFFICIALE PER L'ITALIA
► www.adalta.it/eviews

951843553_0822_MT